



**UNIFORM STATUTORY DECLARATION FORM FOR THE REGISTRATION OF FITTING DESIGNS**


NEW BRUNSWICK      NOVA SCOTIA      PRINCE EDWARD ISLAND      NEWFOUNDLAND AND LABRADOR  
 NUNAVUT      YUKON      NORTHWEST TERRITORIES

MANUFACTURERS NAME: Aalberts integrated piping systems APAC	
MANUFACTURERS ADDRESS: No. 295, Sec. 3, Wandan Road, Wandan Township, Pingtung, Taiwan R.O.C.	
PLANT LOCATIONS: As above	
<b>CATEGORY OF FITTINGS TO BE REGISTERED. CIRCLE ONE CATEGORY ONLY</b> (A) Pipe fittings, including couplings, tees, elbows, Ys, plugs, unions, pipe caps, or reducers B Flanges: all flanges C Valves: all line valves D Expansion joints, flexible connections, and hose assemblies: all types E Strainers, filters, separators, and steam traps F Measuring devices, including pressure gauges, level gauges, sight glasses, levels, or pressure transmitters G Certified capacity-rated pressure relief devices acceptable as primary over pressure protection on boilers, pressure vessels, piping and fusible plugs H Pressure retaining components that do not fall into one of the above categories N Nuclear components: Class 1 <input type="checkbox"/> Class 2 <input type="checkbox"/> Class 3 <input type="checkbox"/> , (Meeting CNSC or ASME requirements)	TITLE OF THE STANDARD OF CONSTRUCTION ASME B31.3
<b>SHOW MANUFACTURERS NAME, TRADEMARK, OR LOGO AS IT WILL APPEAR ON THE PRODUCT</b> <div style="text-align: center; font-size: 2em; font-weight: bold;">                  and / or <b>SHURJOINT</b> </div>	
TYPE OF CONSTRUCTION FORGED <input type="checkbox"/> WELDED <input type="checkbox"/> WROUGHT <input type="checkbox"/> CAST <input type="checkbox"/> OTHER <input type="checkbox"/> DESCRIBE OTHER	
<b>LIST OF SUPPORTING DOCUMENTATION AND IDENTIFICATION OF THE ACTUAL ITEMS TO BE REGISTERED:</b> - LRQA certificate of approval No: ISO 9001 – 0068440 - Renew 0A1021.9C with additions. - See document "CRN Registration" dated Oct. 30, 2020, drawings & proof test records.	

**DECLARATION:**  
 I CHIU, YING - CHUAN (see note 3) employed by Aalberts integrated piping systems APAC Inc. and being the person having full authority and responsibility for the quality of the end product do solemnly declare that the information contained in this form is true and to the best of my knowledge represents the product for which registration is sought. The dimensions, materials of construction, pressure temperature ratings, and identification markings are in accordance with the herein named standards. I further declare that the manufacture of these fittings is regulated by a Quality Control Program which extends to each plant where fabrication occurs in whole or in part and has been verified by LRQA certificate no. ISO 9001 – 0068440 as being suitable for that purpose and I make this solemn declaration conscientiously believing it to be true, and knowing that it is of the same force and effect as if made under oath.

Signature of Declarer: CHIU, YING - CHUAN  
 Declared before me at Kaohsiung  
 This 20th day of November AD 2020  
 Commissioner of Oaths or Notary Public: (sign) Juang, Chi-Hong

USE THIS   
 OFFICIAL SEAL  
 DEPT OF JUSTICE PUBLIC SAFETY  
 BOILER & PRESSURE VESSEL ACT

This space for Regulatory Authority use This registration must be revalidated after ten (10) years from the date of acceptance. CRN: <u>0A1021.9 Rev4</u> FID#: <u>16031</u> Revision is CRN renewal and company name change from Shurjoint to Aalberts Integrated Piping Systems APAC Inc. Notes: Grooved components per Scope of 1. All fittings shall be registered in the name of the Manufacturer. 2. Each category shall be supported with two Statutory Declaration forms and one copy of supporting documentation. 3. The declaration shall be made by the person having full authority and responsibility for the quality of the end product. 4. Quality control programs shall be resubmitted for validation at a maximum interval of five (5) years. Registration - (Category A). This registration includes the scope of CRN's 0A1966.7(&R1) and 0A.3157.7	REGISTRATION ONLY CRN <u>0A1021.97 Rev4</u>  CHIEF BOILER INSPECTOR DATE <u>12/18/20</u> <input type="checkbox"/> BLRs <input type="checkbox"/> PVs <input checked="" type="checkbox"/> FITTINGS <input type="checkbox"/> NUCLEAR COMPONENTS Sect. 1.0 - Fittings Rev. 1 06/2003
--	--

# CRN Registration

Oct. 30, 2020

Shurjoint Grooved Components are to be registered.

Fittings:

Copper Series Products

Model Number	Size Range (inch)	Rated Pressure (psi)	Service Temperature	Drawing
C305 Rigid Coupling	2, 2-1/2, 3, 4, 5, 6	200	EPDM: -20°F ~ +180°F (-29°C ~ +82°C)	AS-C305 H1C7 GC4 7705TB
C306 Reducing Coupling	2-1/2 x 2, 3 x 2, 3 x 2-1/2, 4 x 2-1/2, 4 x 3, 5 x 4, 6 x 4	200	EPDM: -20°F ~ +180°F (-29°C ~ +82°C)	AS-C306 H1CD GCD 7705TB
C307 Transition Coupling	2, 2-1/2, 3, 4	200	EPDM: -20°F ~ +180°F (-29°C ~ +82°C)	AS-C307 H1C9 GC9 7705TB
C10 90° Elbow	2, 2-1/2, 3, 4, 5, 6	225	EPDM: -20°F ~ +180°F (-29°C ~ +82°C)	1CSDa
C11 45° Elbow	2, 2-1/2, 3, 4, 5, 6	175	EPDM: -20°F ~ +180°F (-29°C ~ +82°C)	
C20 Tee	2, 2-1/2, 3, 4, 5	200	EPDM: -20°F ~ +180°F (-29°C ~ +82°C)	
	6	150		
C60 Cap	2, 2-1/2, 3, 4, 5, 6	175	EPDM: -20°F ~ +180°F (-29°C ~ +82°C)	1C6

Model Number	Size Range (inch)	Rated Pressure (psi)	Service Temperature	Drawing
C21 Reducing Tee	2-1/2 x 2, 3 x 2, 3 x 2-1/2, 4 x 2, 4 x 2-1/2, 4 x 3, 5 x 3, 5 x 4, 6 x 2-1/2, 6 x 3, 6 x 4, 6 x 5	200	EPDM: -20°F ~ +180°F (-29°C ~ +82°C)	1CRDa
C50 Concentric Reducer	2-1/2 x 2, 3 x 2, 3 x 2-1/2, 4 x 2, 4 x 2-1/2, 4 x 3, 5 x 3, 5 x 4, 6 x 2-1/2, 6 x 3, 6 x 4, 6 x 5	200	EPDM: -20°F ~ +180°F (-29°C ~ +82°C)	
C26 Reducing Tee	2 x 3/4, 2 x 1, 2 x 1-1/4, 2x 1-1/2, 2-1/2 x 3/4, 2-1/2 x 1, 2-1/2 x 1-1/4, 2-1/2 x 1-1/2, 2-1/2 x 2, 3 x 3/4, 3 x 1, 3 x 1-1/4, 3 x 1-1/2, 3 x 2, 4 x 3/4, 4 x 1, 4 x 1-1/4, 4 x 1-1/2, 4 x 2	175	EPDM: -20°F ~ +180°F (-29°C ~ +82°C)	1CG
C52 Concentric Reducer	2 x 1, 2 x 1-1/4, 2 x 1-1/2, 2-1/2 x 1, 2-1/2 x 1-1/4, 2-1/2 x 1-1/2, 2-1/2 x 2, 3 x 1-1/2, 3 x 2, 4 x 2	175	EPDM: -20°F ~ +180°F (-29°C ~ +82°C)	1C7
C55 Transition Adapter	1-1/2 x 2, 2 x 2, 2-1/2 x 2-1/2, 3 x 3	175	EPDM: -20°F ~ +180°F (-29°C ~ +82°C)	1CC
DE30-GG Dielectric Transition Fitting	2, 2-1/2, 3, 4, 5, 6	200	EPDM: -20°F ~ +180°F (-29°C ~ +82°C)	132

# CRN Registration

Oct. 30, 2020

Shurjoint Grooved Components are to be registered.

Fittings:

Stainless Steel Series Products

Model Number	Size Range (inch)	Rated Pressure (psi)	Service Temperature	Drawing
SS-7 Stainless Steel Rigid Coupling	1-1/4, 1-1/2, 2, 2-1/2, 3, 4, 5, 6, 8	250	EPDM: -20°F ~ +180°F (-29°C ~ +82°C)	1S7 G15a STB
SS-7X Stainless Steel Rigid Coupling	10, 12, 14, 16, 18, 20, 22, 24	150	EPDM: -20°F ~ +180°F (-29°C ~ +82°C)	AS-SS7X H1SUa H1SUB G15a G15b STB
SS-8 Stainless Steel Flexible Coupling	1, 1-1/4, 1-1/2, 2, 2-1/2, 3, 4, 5, 6, 8	200	EPDM: -20°F ~ +180°F (-29°C ~ +82°C)	As-SS8 H1S8 G15a STB
SS-8X Stainless Steel Heavy Duty Flexible Coupling	3/4, 1, 1-1/4, 1-1/2, 2, 2-1/2, 3, 4, 5, 6, 8	300	EPDM: -20°F ~ +180°F (-29°C ~ +82°C)	AS-SS8X H18X G15a STB
SS-10 90° Elbow	1, 1-1/4, 1-1/2, 2, 2-1/2, 3, 4, 5, 6, 8, 10	300	EPDM: -20°F ~ +180°F (-29°C ~ +82°C)	SSD
SS-11 45° Elbow	1, 1-1/4, 1-1/2, 2, 2-1/2, 3, 4, 5, 6, 8	300	EPDM: -20°F ~ +180°F (-29°C ~ +82°C)	
SS-20 Tee	1, 1-1/4, 1-1/2, 2, 2-1/2, 3, 4, 5, 6, 8	300	EPDM: -20°F ~ +180°F (-29°C ~ +82°C)	

Model Number	Size Range (inch)	Rated Pressure (psi)	Service Temperature	Drawing
SS-60 Cap	1, 1-1/4, 1-1/2, 2, 2-1/2, 3, 4, 5, 6, 8	300	EPDM: -20°F ~ +180°F (-29°C ~ +82°C)	1S4
SS-21 Reducing Tee	1-1/4 x 1, 1-1/2 x 1, 1-1/2 x 1-1/4, 2 x 1, 2 x 1-1/4, 2 x 1-1/2, 3 x 2-1/2, 4 x 2-1/2, 4 x 3, 5 x 4, 6 x 3	300	EPDM: -20°F ~ +180°F (-29°C ~ +82°C)	1SRDa
SS-50 Concentric Reducer	1-1/4 x 1, 1-1/2 x 1, 1-1/2 x 1-1/4, 2 x 1, 2 x 1-1/4, 2 x 1-1/2, 2-1/2 x 1, 2-1/2 x 1-1/4, 2-1/2 x 1-1/2, 2-1/2 x 2, 3 x 1-1/4, 3 x 1-1/2, 3 x 2, 3 x 2-1/2, 4 x 2, 4 x 2-1/2, 6 x 4, 8 x 4, 8 x 6	300	EPDM: -20°F ~ +180°F (-29°C ~ +82°C)	
SS-21F Reducing Tee	2-1/2 x 2, 3 x 2, 4 x 2	300	EPDM: -20°F ~ +180°F (-29°C ~ +82°C)	1S6
SS-50F Concentric Reducer	2-1/2 x 2, 3 x 2, 4 x 2	300	EPDM: -20°F ~ +180°F (-29°C ~ +82°C)	1S5
SS-723 Stainless Steel Mechanical Tee	1-1/4 x 1/2, 1-1/4 x 3/4, 1-1/4 x 1, 1-1/2 x 1/2, 1-1/2 x 3/4, 1-1/2 x 1, 2 x 1/2, 2 x 3/4, 2 x 1	300	EPDM: -20°F ~ +180°F (-29°C ~ +82°C)	AS-SS723 1SHU 1SHL G133b STB